

COLOR BOOK 4 NERDLINGS

VOL
1

a sci-fi coloring book




Robot Face Masks

art by sean mcmenemy

TIPS & TRICKS

REMEMBER TO ASK YOUR PARENTS FOR HELP!





Use these holes to attach a piece of string to hold mask on your brain case.


- Print out masks for you and your robot friends!
- Color the mask before you cut it out. That will make it easier to color.
- I used a thick black boarder so it would be easy to cut the mask out of the paper.
- Print on different color construction paper.
- Use a Sharpie Metallic pen for a metal look!
- Color the eyes in Black to make larger eye holes.
- Cut the eye holes out to see through mask. **But NOT while wearing the MASK!**

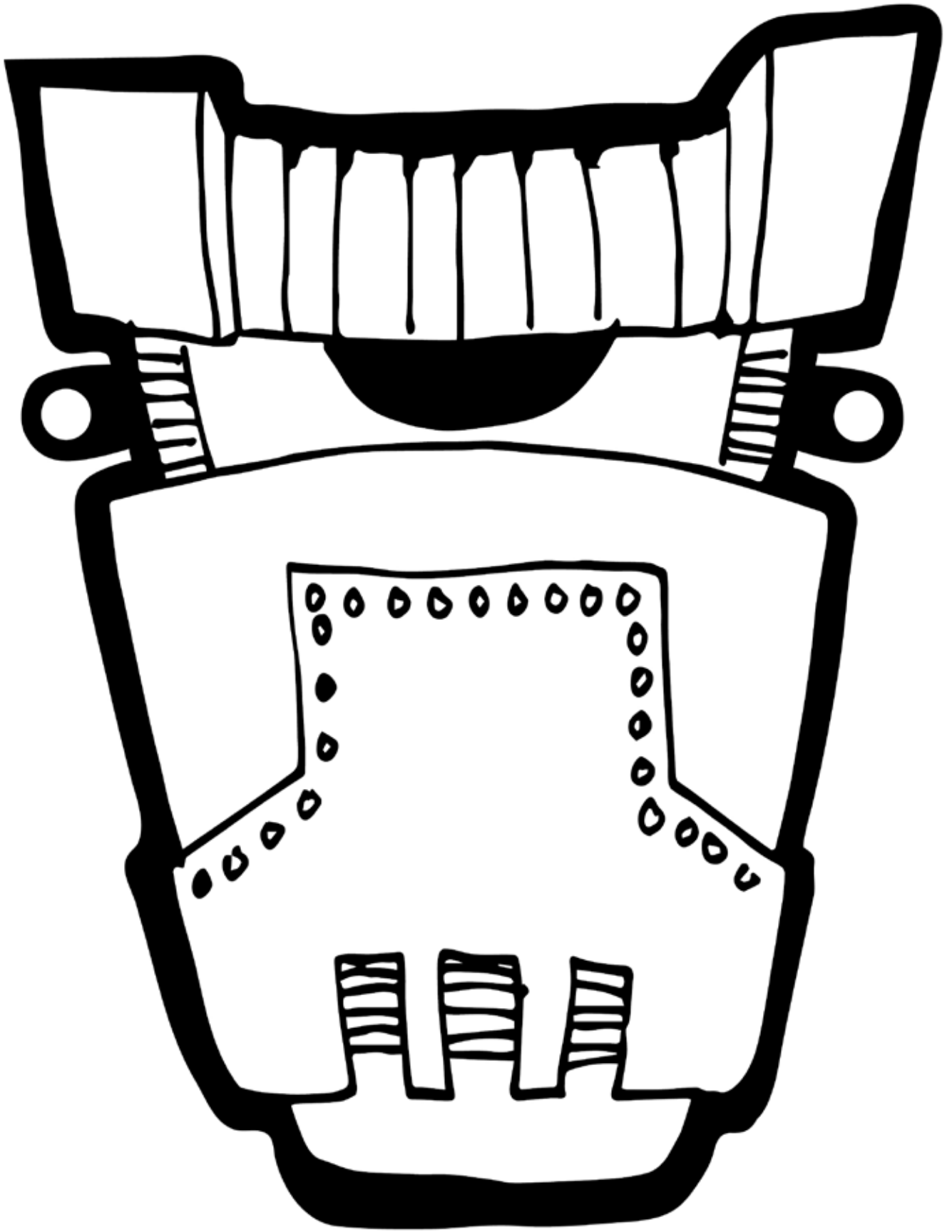



To learn more about fun ways to create go to <http://colorbook4nerdlings.com/help>




















ABOUT ME



Ever since I can remember I loved to draw...

I hope you do too. I've always liked drawing spaceship and anything sci-fi. But when I was growing up I never had any coloring books that gave me ideas for the future just tv shows and movies and it was always hard to remember what they looked like plus I had my own ideas. I was born in Kansas City, Mo. but now live near Chicago. When I was 10 years old I saw Star Wars for the first time. It changed my life because nothing like that had ever been seen before. Now it's not such a big deal. I wanted to create a coloring book that would help young nerds develop their art skills and draw stuff right from their own imagination.

Have fun coloring, tracing, painting and cutting out your future!