


COLOR BOOK 4 NERDLINGS

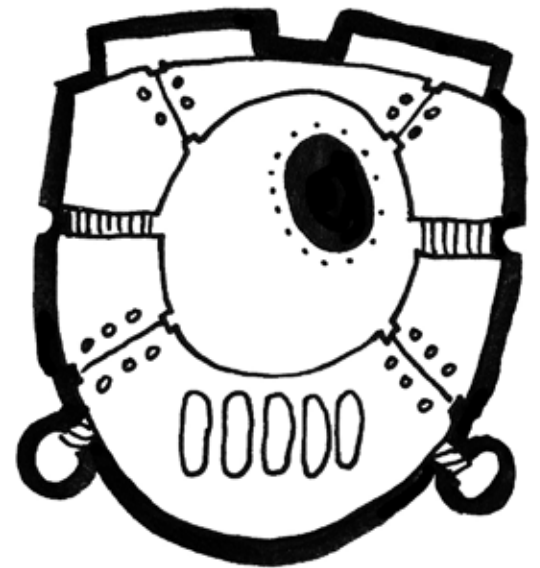
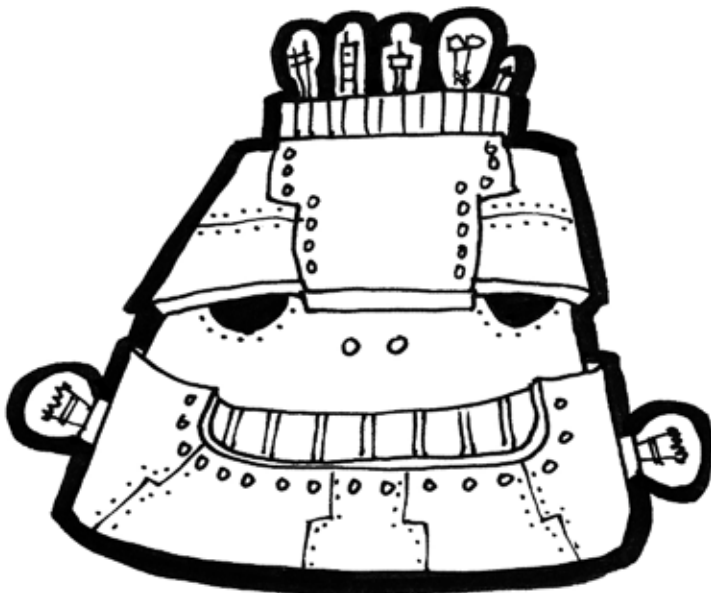
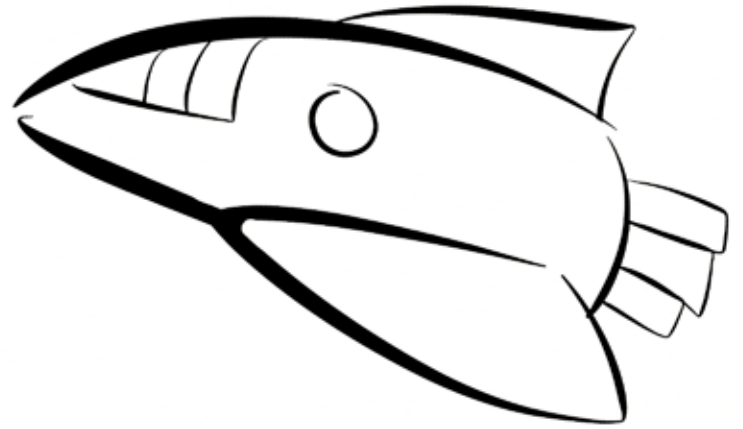
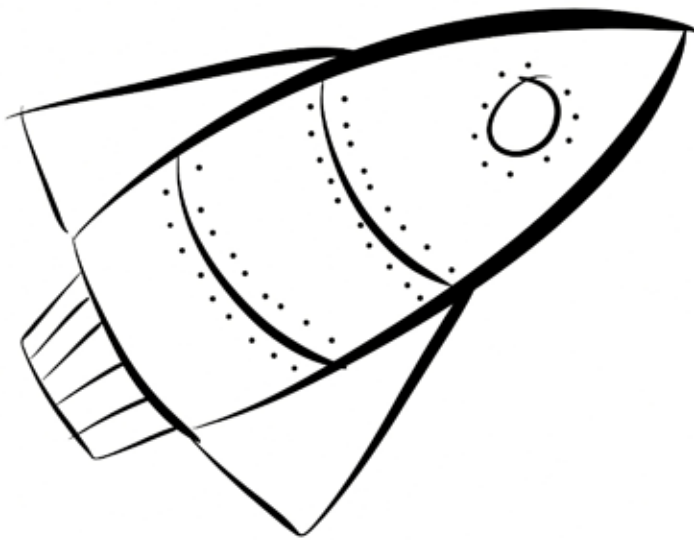

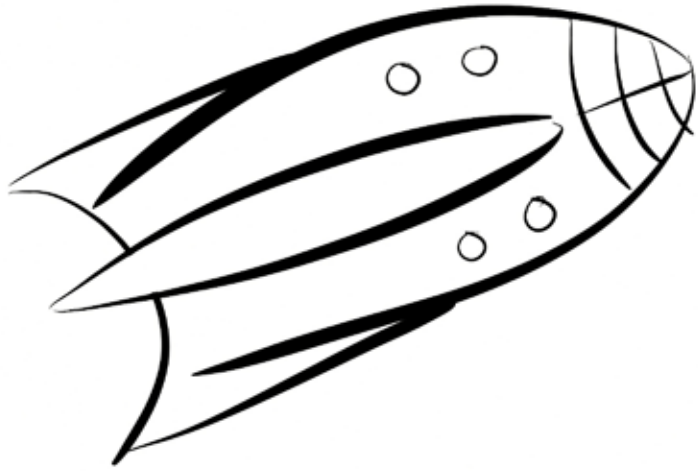
**VOL
1 FREE**

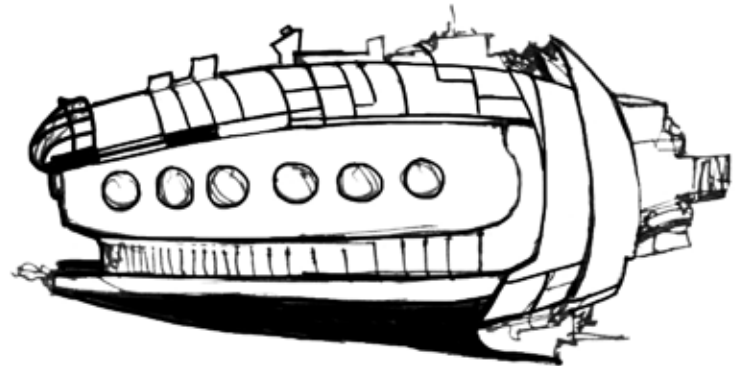
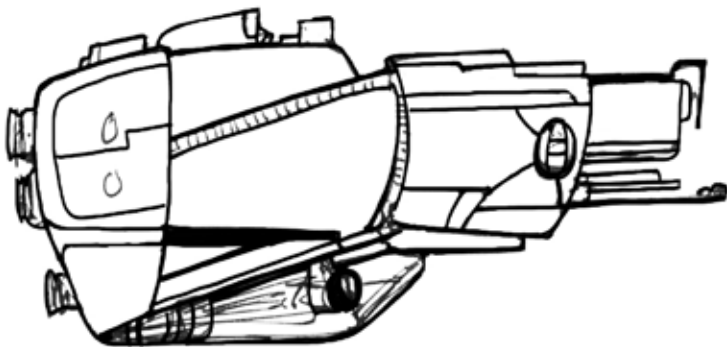
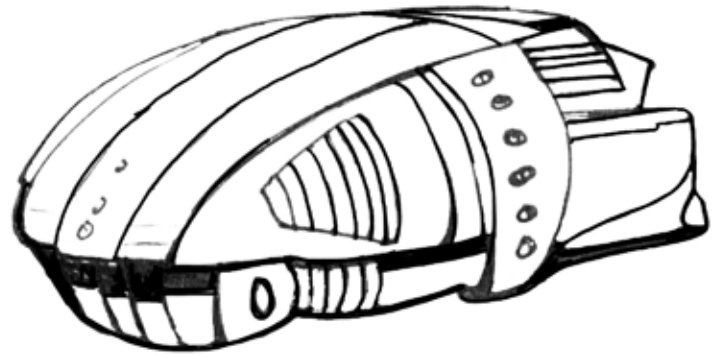
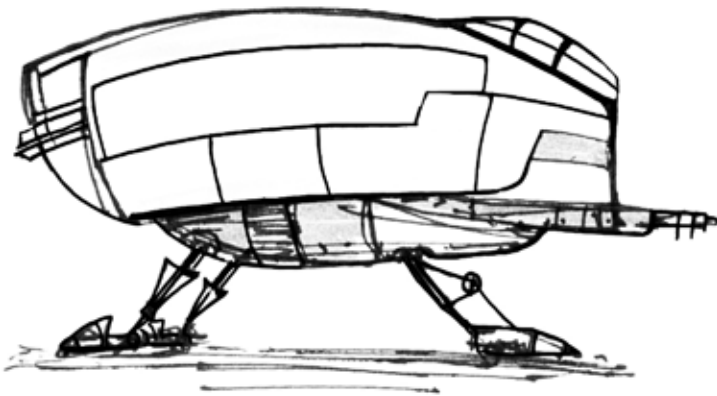


a sci-fi coloring book



12 Sample Stickers

art by sean mcmenemy





TIPS & TRICKS

REMEMBER TO ASK YOUR PARENTS FOR HELP!

- Print out as many stickers as you want! You could have one for every day of the year.
- Stick them on your kids lunch or sandwich bags.
- Trace the drawings so you can learn how to draw your own spaceships.
- Color with markers or crayons or Sharpie Metallic pens for a metal look!

FUN STUFF TO USE!

- The stickers are formatted to print out on these two label packages by Avery.

AVERY
Clear Easy Peel
Product No.
18664



AVERY
3 1/3 x 4 inch
White Shipping Labels
Product No.
5264



- Or use this Avery Product and cut out any shape you want around your sticker.

AVERY
Sticker Project Paper
Product No.
3383



To learn more about fun ways to create go to <http://colorbook4nerdlings.com/help>

ABOUT ME



Ever since I can remember I loved to draw...

I hope you do too. I've always liked drawing spaceship and anything sci-fi. But when I was growing up I never had any coloring books that gave me ideas for the future just tv shows and movies and it was always hard to remember what they looked like plus I had my own ideas. I was born in Kansas City, Mo. but now live near Chicago. When I was 10 years old I saw Star Wars for the first time. It changed my life because nothing like that had ever been seen before. Now it's not such a big deal. I wanted to create a coloring book that would help young nerds develop their art skills and draw stuff right from their own imagination.

Have fun coloring, tracing, painting and cutting out your future!

A handwritten signature in black ink that reads "Sean McMenemy". The signature is stylized and includes a long horizontal line underneath it.